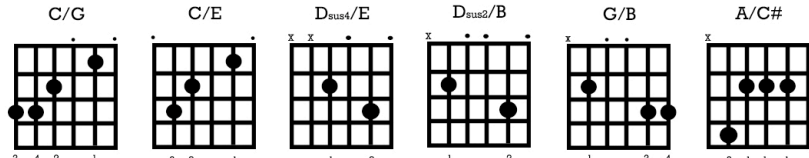
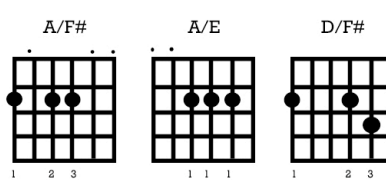
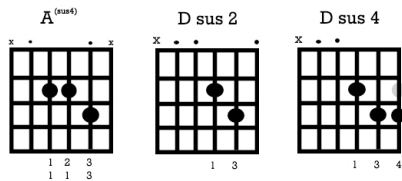


Slash Chords


C/G **C/E** **Dsus4/E** **Dsus2/B** **G/B** **A/C#**



A/F# **A/E** **D/F#**



Suspended Chords

A^(sus4) **D sus 2** **D sus 4**


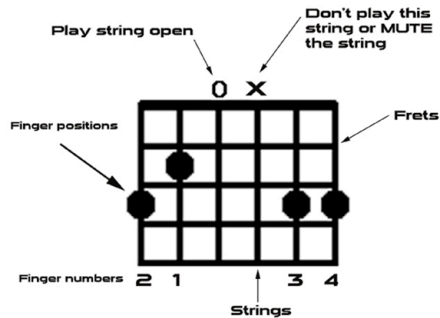
Strumming

Pattern 1 1 2 3 4


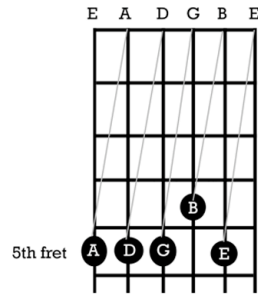
Pattern 2 1 2 3 4 +


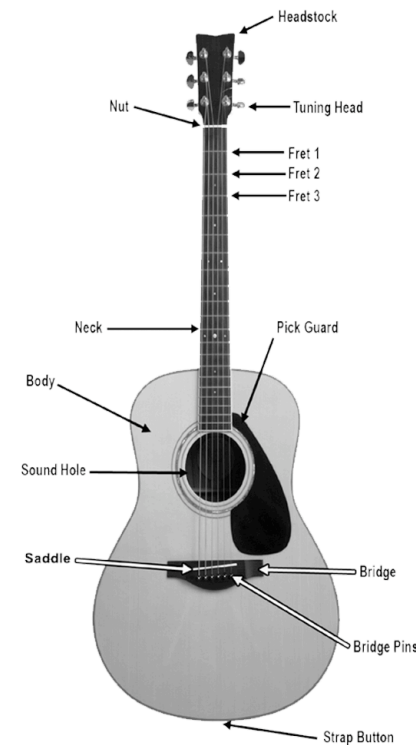
Pattern 3 1 + 2 + 3 + 4 +


Reading Chord Charts

Play string open Don't play this string or MUTE the string
 Finger positions Finger numbers Strings


Tune Your Guitar

E A D G B E


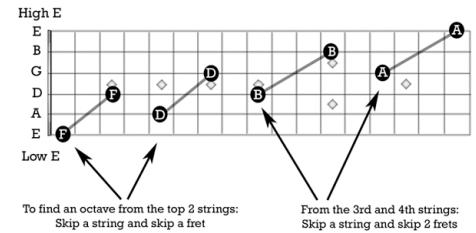


Reference Charts

Transpose to Any Key – Quick Reference Chart

Key	Key Signature	1	2	3	4	5	6	7
A	3 #	A	bm	cm	D	E	fm	g#dm
Bb	2 b	Bb	cm	dm	Eb	F	gm	abm
C	None	C	dm	em	F	G	am	bdm
D	2 #	D	em	fm	G	A	bm	c#dm
Eb	3 b	Eb	fm	gm	Ab	Bb	cm	dcm
E	4 #	E	fm	g#m	A	B	cm	d#dm
F	1 b	F	gm	am	Bb	C	dm	edm
G	1 #	G	am	bm	C	D	em	f#dm

Original Key of G	New Key	Major Key	Relative Minor
Capo 1	G#	G	E minor
Capo 2	A	C	A minor
Capo 3	A#	D	B minor
Capo 4	B	A	F# minor
Capo 5	C	F	D minor
Capo 6	C#	E	C# minor
Capo 7	D		
Capo 8	D#		
Capo 9	E		
Capo 10	F		
Capo 11	F#		
Capo 12	G		

High E
 E
 B
 G
 D
 A
 Low E


To find an octave from the top 2 strings: Skip a string and skip a fret
 From the 3rd and 4th strings: Skip a string and skip 2 frets


 ERIC MICHAEL ROBERTS'

 Learn Fast. Play Well. Worship Always.